

The Next-generation Sensor Networking Units That Revolutionize the Workplace from Introduction and Startup though Operation



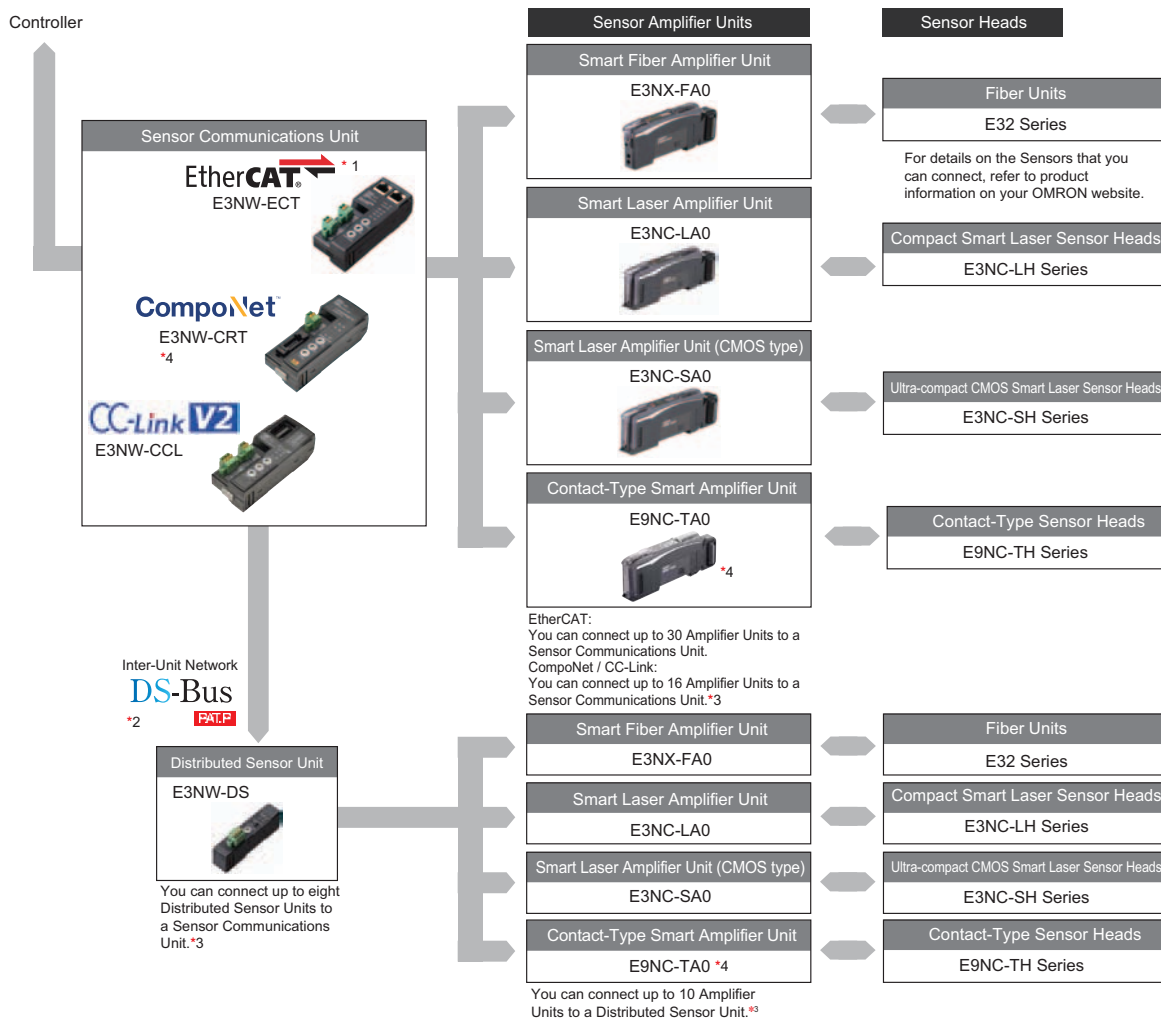
- Low initial cost achieved by distributed placement with the Sensor Communications Unit and Distributed Sensor Units (patent pending).
- Programless transmission of ON/OFF signals and detected quantities to host PLC.
- Reading and writing threshold values and function settings, tuning, and other operations are possible.
- Wire saving: simply connect the communications cable and power cable, and slide the Amplifier Units from the side.



⚠ Refer to *Safety Precautions* on pages 3 to 6.

For the most recent information on models that have been certified for safety standards, refer to your OMRON website.




System Configuration



*1. EtherCAT® is a registered trademark and patented technology, licensed by Beckhoff Automation GmbH, Germany. CompoNet is a registered trademark of the ODVA. CC-Link is a registered trademark of Mitsubishi Electric Corporation. The trademark is managed by the CC-Link Partner Association.
 *2. The DS-Bus is an OMRON inter-Unit network communications protocol that connects the Sensor Communications Unit and Distributed Sensor Units.
 *3. EtherCAT: You can connect up to 30 Sensors total to the Sensor Communications Unit and Distributed Sensor Units. CompoNet / CC-Link: You can connect up to 16 Sensors total to the Sensor Communications Unit and Distributed Sensor Units.
 *4. The E3NW-CRT and E9NC-TA0 cannot be connected.

Ordering Information

Sensor Communications Unit (Dimensions → pages 8 and 9)

Communications method and Unit appearance	Model
EtherCAT 	E3NW-ECT
CompoNet 	E3NW-CRT
CC-Link 	E3NW-CCL

Distributed Sensor Unit (Dimensions → page 9)

Appearance	Model
	E3NW-DS

Connectable Sensor Amplifier Units

Type	Model
Smart Fiber Amplifier Unit	E3NX-FA0
Smart Laser Amplifier Unit	E3NC-LA0
Smart Laser Amplifier Unit (CMOS type)	E3NC-SA0
Contact-Type Smart Amplifier Unit	E9NC-TA0 *

* E3NW-CRT Sensor Communications Units (CompoNet) cannot be used.

Ratings and Specifications

Sensor Communications Unit EtherCAT

Item	Model	E3NW-ECT
Connectable Sensor Amplifier Units		N-Smart Smart Fiber Amplifier Unit: E3NX-FA0 Smart Laser Amplifier Unit: E3NC-LA0 Smart Laser Amplifier Unit (CMOS type): E3NC-SA0 Contact-Type Smart Amplifier Unit: E9NC-TA0 *1
Power supply voltage		24 VDC (20.4 to 26.4 V)
Power and current consumption		2.4 W max. (Not including the power supplied to Sensors.), 100 mA max. (Not including the current supplied to Sensors.)
Indicators		L/A IN indicator (green), L/A OUT indicator (green), PWR indicator (green), RUN indicator (green), ERROR indicator (red), and SS (Sensor Status) indicator (green/red)
Vibration resistance (destruction)		10 to 60 Hz with a 0.7-mm double amplitude, 50 m/s ² at 60 to 150 Hz, for 1.5 hours each in X, Y, and Z directions
Shock resistance (destruction)		150 m/s ² for 3 times each in X, Y, and Z directions
Ambient temperature range		Operating: 0 to 55°C; *2 Storage: -30 to 70°C (with no icing or condensation)
Ambient humidity range		Operating and storage: 25% to 85% (with no condensation)
Maximum connectable Sensors *2		30 *3
Maximum connectable Distributed Sensor Units		8
Insulation resistance		20 MΩ min. (at 500 VDC)
Dielectric strength		500 VAC at 50/60 Hz for 1 min
Mounting method		35-mm DIN track - mounting
Weight (packed state/Unit only)		Approx. 185 g/approx. 95 g
Materials		Polycarbonate
Accessories		Power supply connector, communications connector for E3NW-DS connection, DIN Track End Plates (2 pieces), and instruction manual

*1. The E9NC-TA0 is supported for firmware version 1.03 or higher (Sensor Communications Units manufactured in July 2014 or later).

*2. Temperature Limitations Based on Number of Connected Amplifier Units:

Groups of 1 or 2 Amplifier Units: 0 to 55°C, Groups of 3 to 10 Amplifier Units: 0 to 50°C, Groups of 11 to 16 Amplifier Units: 0 to 45°C, Groups of 17 to 30 Amplifier Units: 0 to 40°C

*3. You can connect up to 30 Sensors total to the Sensor Communications Unit and Distributed Sensor Units.

Communications Specifications

Item	Specifications
Communications protocol	Dedicated protocol for EtherCAT
Modulation	Baseband method
Baud rate	100 Mbps
Physical layer	100BASE-TX (IEEE 802.3u)
Topology	Daisy chain
Communications media	STP category 5 or higher
Communications distance	Distance between nodes: 100 m max.
Noise immunity	Conforms to IEC 61000-4-4, 1 kV or higher
Node address setting method	Set with decimal rotary switches or software *1
Node address range	000 to 192 *2

*1. The software setting is used when the node address setting switches are set to 0.

*2. The range depends on the EtherCAT master that is used. Refer to the *E3NW-ECT EtherCAT Digital Sensor Communications Unit Operation Manual* (Cat. No. E429) for details.

Safety Precautions

This document provides information that is necessary to select products. It does not contain precautions for using the products.

Always read the Instruction Manual and the Operation Manual (Cat. No. E429) before you attempt to use any of the products.

Sensor Communications Unit CompoNet

Item	Model	E3NW-CRT
Connectable Sensor Amplifier Units		N-Smart Smart Fiber Amplifier Unit: E3NX-FA0 Smart Laser Amplifier Unit: E3NC-LA0 Smart Laser Amplifier Unit (CMOS type): E3NC-SA0
Power supply voltage		14 to 26.4 VDC
Power and current consumption		At 24 VDC 1.7 W max. (Not including the power supplied to Sensors.), 70 mA max. (Not including the current supplied to Sensors.)
Indicators		MS (Machine Status) indicator (green/red), NS (Network Status) indicator (green/red), and SS (Sensor Status) indicator (green/red)
Vibration resistance (destruction)		10 to 60 Hz with a 0.7-mm double amplitude, 50 m/s ² at 60 to 150 Hz, for 1.5 hours each in X, Y, and Z directions
Shock resistance (destruction)		150 m/s ² for 3 times each in X, Y, and Z directions
Ambient temperature range		Operating: 0 to 55°C;* ¹ Storage: -30 to 70°C (with no icing or condensation)
Ambient humidity range		Operating and storage: 25% to 85% (with no condensation)
Maximum connectable Sensors* ¹		16* ²
Maximum connectable Distributed Sensor Units		8
Insulation resistance		20 MΩ min. (at 500 VDC)
Dielectric strength		500 VAC at 50/60 Hz for 1 min
Mounting method		35-mm DIN track - mounting
Weight (packed state/Unit only)		Approx. 165 g/approx. 70 g
Materials		Polycarbonate
Accessories		Communications connector for E3NW-DS connection, DIN Track End Plates (2 pieces), and instruction manual

*1. Temperature Limitations Based on Number of Connected Amplifier Units:

Groups of 1 or 2 Amplifier Units: 0 to 55°C, Groups of 3 to 10 Amplifier Units: 0 to 50°C, Groups of 11 to 16 Amplifier Units: 0 to 45°C

*2. You can connect up to 16 Sensors total to the Sensor Communications Unit and Distributed Sensor Units.

Communications Specifications

Item	Specifications
Communications method	Dedicated protocol for CompoNet
Types of communications	Remote I/O communications (program-free, constant sharing of data) and message communications (explicit message communications as required)
Baud rate	4 Mbps, 3 Mbps, 1.5 Mbps, 93.75 kbps
Modulation	Baseband method
Coding	Manchester code
Error control	Manchester encoding rules and CRC
Communications media	The following media can be used. <ul style="list-style-type: none"> •Round Cable I •Round Cable II •Flat Cable I (DCA4-4F10 Standard Flat Cable) •Flat Cable II (DCA5-4F10 Sheathed Flat Cable) Note: Round Cable I, Round Cable II, Flat Cable I, and Flat Cable II cables are all treated as different types of cables. When two or more types of cables are used in a single network, a Repeater Unit must be used to separate any two different types of cables between the trunk line and a sub-trunk line.
Communications distance and wiring	Refer to <i>1-2-1 Cable Types, Maximum Distances, and Number of Slave Units</i> in the <i>CompoNet Master Units Operation Manual</i> (Cat. No. W456).
Signal lines	Two lines: BDH (communications data high) and BDL (communications data low)
Power lines	Two lines: BS+ and BS- (power for communications and internal Slave Unit circuits) <ul style="list-style-type: none"> •Power is supplied from the Master Unit or Repeater Unit.

Item	Specifications
Connection forms	Round Cable II, Flat Cable I, or Flat Cable II at a baud rate of 93.75 kbps: No restrictions Other cables or baud rates: Trunk line and branch lines Connections for Slave Units and Repeater Units: T-branch or multidrop connections
Noise immunity	Conforms to IEC 61000-4-4, 1 kV or higher
Address setting method	Decimal rotary address switch
Address range	0 to 62

Safety Precautions

This document provides information that is necessary to select products. It does not contain precautions for using the products.

Always read the Instruction Manual and the Operation Manual (Cat. No. E430) before you attempt to use any of the products.

Sensor Communications Unit CC-Link

Item	Model	E3NW-CCL
Connectable Sensor Amplifier Units		N-Smart Smart Fiber Amplifier Unit: E3NX-FA0 Smart Laser Amplifier Unit: E3NC-LA0 Smart Laser Amplifier Unit (CMOS type): E3NC-SA0 Contact-Type Smart Amplifier Unit: E9NC-TA0 *1
Power supply voltage		24 VDC (20.4 to 26.4 V)
Power and current consumption		2.4 W max. (Not including the power supplied to Sensors.), 100 mA max. (Not including the current supplied to Sensors.)
Indicators		RUN indicator (green), ERROR indicator (red), and SS (Sensor Status) indicator (green/red)
Vibration resistance (destruction)		10 to 60 Hz with a 0.7-mm double amplitude, 50 m/s ² at 60 to 150 Hz, for 1.5 hours each in X, Y, and Z directions
Shock resistance (destruction)		150 m/s ² for 3 times each in X, Y, and Z directions
Ambient temperature range		Operating: 0 to 55°C; *2 Storage: -30 to 70°C (with no icing or condensation)
Ambient humidity range		Operating and storage: 25% to 85% (with no condensation)
Maximum connectable Sensors *2		16 *3
Maximum connectable Distributed Sensor Units		8
Insulation resistance		20 MΩ min. (at 500 VDC)
Dielectric strength		500 VAC at 50/60 Hz for 1 min
Mounting method		35-mm DIN track - mounting
Weight (packed state/Unit only)		Approx. 180 g/approx. 80 g
Materials		Polycarbonate
Accessories		Power Supply Connector, E3NW-DS Communications Connector, Network Connectors (2), DIN Track End Plates (2), and Instruction Manual

*1. The E9NC-TA0 is supported for firmware version 1.03 or higher (Sensor Communications Units manufactured in July 2014 or later).

*2. Temperature Limitations Based on Number of Connected Amplifier Units:

Groups of 1 or 2 Amplifier Units: 0 to 55°C, Groups of 3 to 10 Amplifier Units: 0 to 50°C, Groups of 11 to 16 Amplifier Units: 0 to 45°C

*3. You can connect up to 16 Sensors total to the Sensor Communications Unit and Distributed Sensor Units.

Communications Specifications

Item	Specifications
Communications protocol	Dedicated protocol for CC-Link
Communications method	Broadcast polling
Baud rate	156 Kbps/625 kbps/2.5 Mbps/5 Mbps/10 Mbps
Physical layer	Bus (based on EIA RS485)
Topology	Daisy chain (T-branching can be used.)
Communications media	CC-Link Cables
Communications distance	Cable length between nodes: 20 cm min. Maximum total cable length Baud rate of 156 kbps: 1,200 m Baud rate of 625 kbps: 900 m Baud rate of 2.5 Mbps: 400 m Baud rate of 5 Mbps: 160 m Baud rate of 10 Mbps: 100 m
Noise immunity	Conforms to IEC 61000-4-4, 1 kV or higher
Address setting method	Decimal rotary address switch
Address range	64 max.*
Synchronization mode	Cyclic transmissions (synchronization)

* The range depends on the CC-Link master that is used. Refer to 5-3-2 Node Setting Switches in the E3NW-CCL CC-Link Digital Sensor Communications Unit Operation Manual (Cat. No. E431) for details.

Safety Precautions

This document provides information that is necessary to select products. It does not contain precautions for using the products.

Always read the Instruction Manual and the Operation Manual (Cat. No. E431) before you attempt to use any of the products.

Distributed Sensor Unit

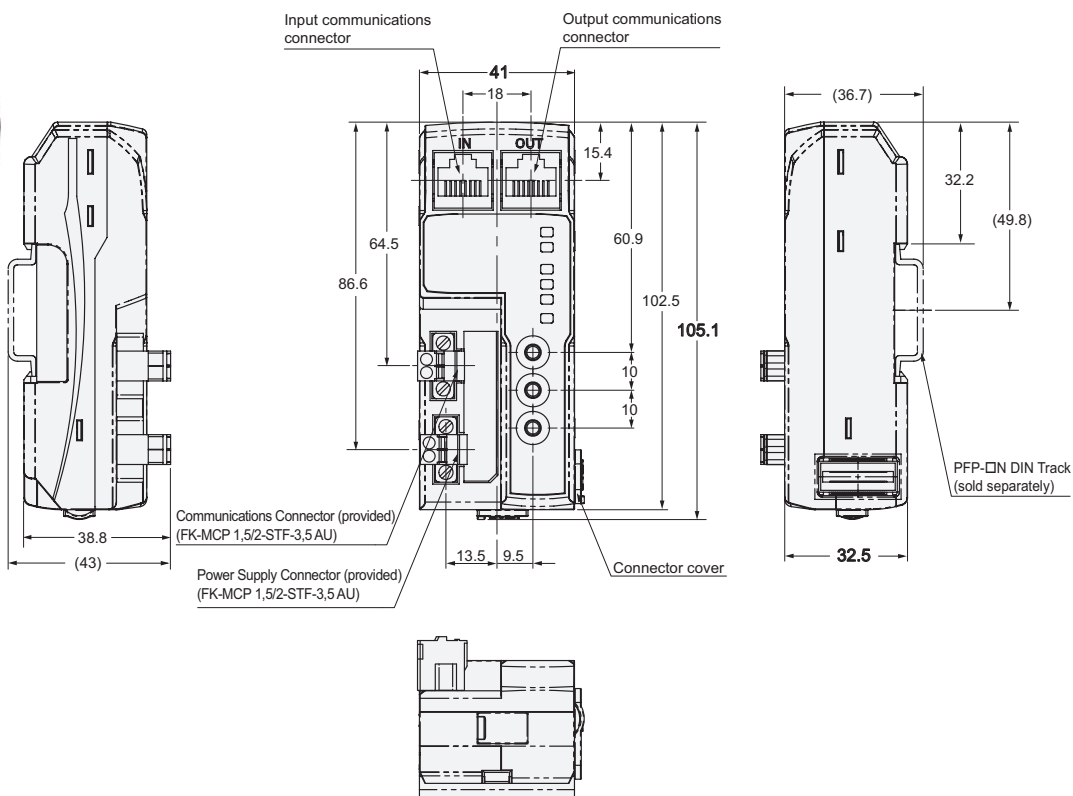
Item	Model	E3NW-DS
Connectable Sensor Amplifier Units		N-Smart Smart Fiber Amplifier Unit: E3NX-FA0 Smart Laser Amplifier Unit: E3NC-LA0 Smart Laser Amplifier Unit (CMOS type): E3NC-SA0 Contact-Type Smart Amplifier Unit: E9NC-TA0
Power supply voltage		24 VDC (20.4 to 26.4 V)
Power and current consumption		2 W max. (Not including the power supplied to Sensors.), 80 mA max. (Not including the current supplied to Sensors.)
Indicators		RUN indicator (green) and SS (Sensor Status) indicator (green/red)
Vibration resistance (destruction)		10 to 60 Hz with a 0.7-mm double amplitude, 50 m/s ² at 60 to 150 Hz, for 1.5 hours each in X, Y, and Z directions
Shock resistance (destruction)		150 m/s ² for 3 times each in X, Y, and Z directions
Ambient temperature range		Operating: 0 to 55°C;* Storage: -30 to 70°C (with no icing or condensation)
Ambient humidity range		Operating and storage: 25% to 85% (with no condensation)
Maximum connectable Sensors*		10
Insulation resistance		20 MΩ min. (at 500 VDC)
Dielectric strength		500 VAC at 50/60 Hz for 1 min
Mounting method		35-mm DIN track - mounting
Weight (packed state/Unit only)		Approx. 160 g/approx. 40 g
Materials		Polycarbonate
Accessories		Power supply/communications connector, DIN Track End Plates (2 pieces), ferrite cores (2 pieces), and instruction manual

* Temperature Limitations Based on Number of Connected Amplifier Units:
Groups of 1 or 2 Amplifier Units: 0 to 55°C, Groups of 3 to 10 Amplifier Units: 0 to 50°C

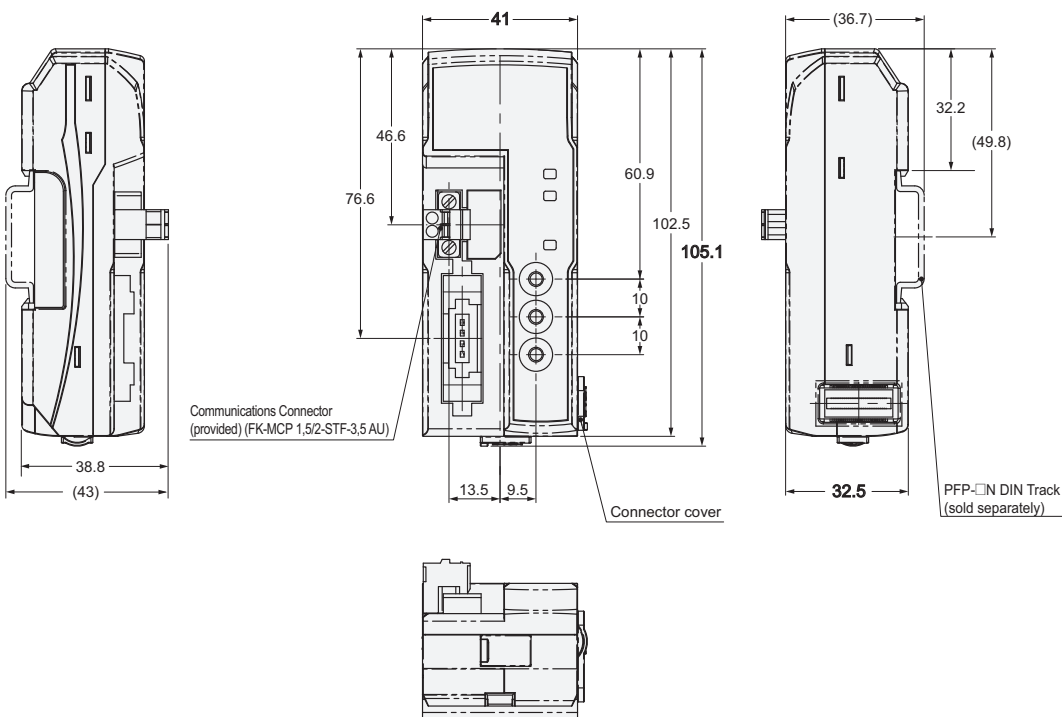
Dimensions

Tolerance class IT16 applies to dimensions in this data sheet unless otherwise specified.

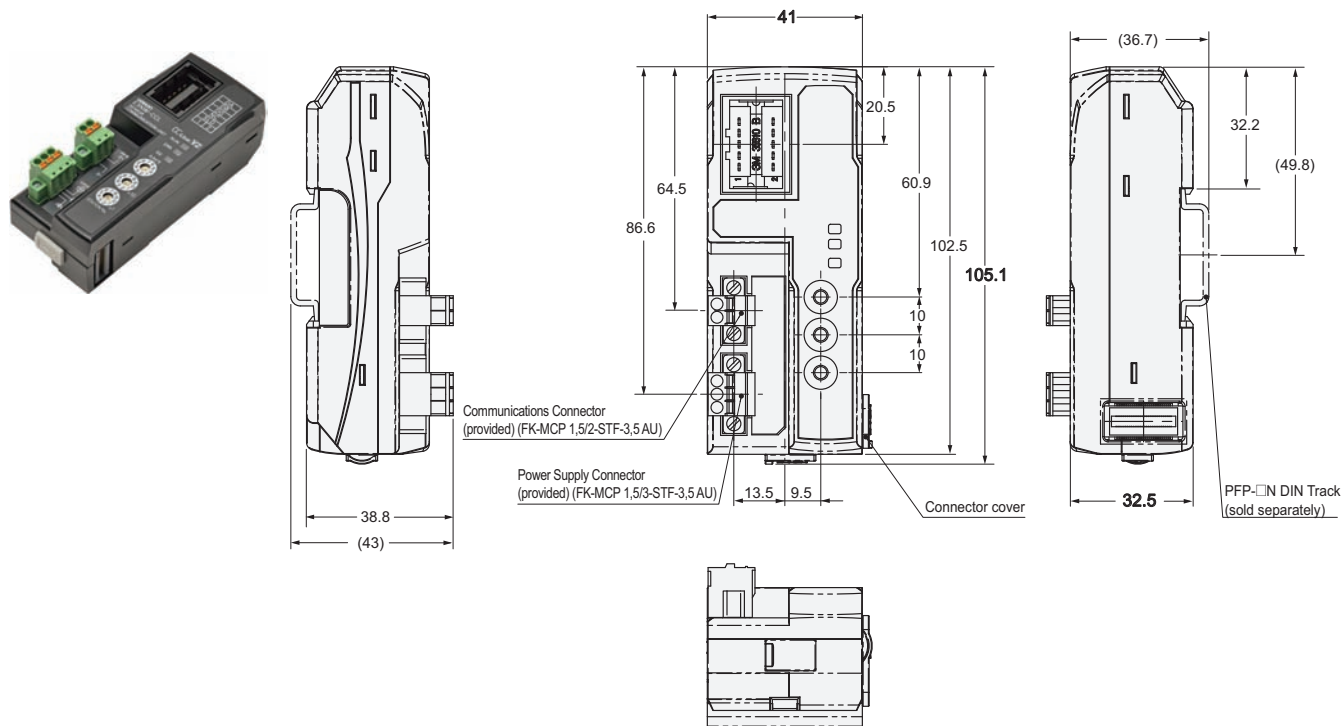
Sensor Communications Unit E3NW-ECT



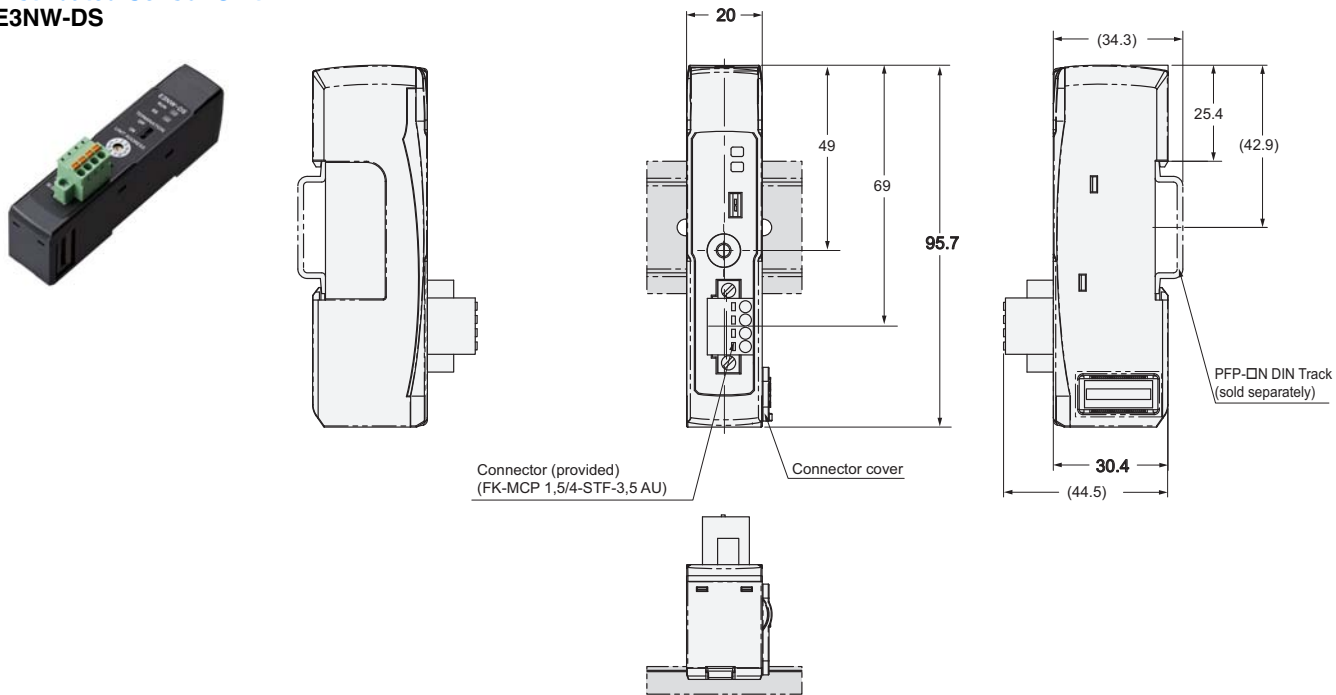
E3NW-CRT



E3NW-CCL



Distributed Sensor Unit
E3NW-DS



Terms and Conditions of Sale

1. **Offer; Acceptance.** These terms and conditions (these "**Terms**") are deemed part of all quotes, agreements, purchase orders, acknowledgments, price lists, catalogs, manuals, brochures and other documents, whether electronic or in writing, relating to the sale of products or services (collectively, the "**Products**") by Omron Electronics LLC and its subsidiary companies ("**Omron**"). Omron objects to any terms or conditions proposed in Buyer's purchase order or other documents which are inconsistent with, or in addition to, these Terms.
2. **Prices; Payment Terms.** All prices stated are current, subject to change without notice by Omron. Omron reserves the right to increase or decrease prices on any unshipped portions of outstanding orders. Payments for Products are due net 30 days unless otherwise stated in the invoice.
3. **Discounts.** Cash discounts, if any, will apply only on the net amount of invoices sent to Buyer after deducting transportation charges, taxes and duties, and will be allowed only if (i) the invoice is paid according to Omron's payment terms and (ii) Buyer has no past due amounts.
4. **Interest.** Omron, at its option, may charge Buyer 1-1/2% interest per month or the maximum legal rate, whichever is less, on any balance not paid within the stated terms.
5. **Orders.** Omron will accept no order less than \$200 net billing.
6. **Governmental Approvals.** Buyer shall be responsible for, and shall bear all costs involved in, obtaining any government approvals required for the importation or sale of the Products.
7. **Taxes.** All taxes, duties and other governmental charges (other than general real property and income taxes), including any interest or penalties thereon, imposed directly or indirectly on Omron or required to be collected directly or indirectly by Omron for the manufacture, production, sale, delivery, importation, consumption or use of the Products sold hereunder (including customs duties and sales, excise, use, turnover and license taxes) shall be charged to and remitted by Buyer to Omron.
8. **Financial.** If the financial position of Buyer at any time becomes unsatisfactory to Omron, Omron reserves the right to stop shipments or require satisfactory security or payment in advance. If Buyer fails to make payment or otherwise comply with these Terms or any related agreement, Omron may (without liability and in addition to other remedies) cancel any unshipped portion of Products sold hereunder and stop any Products in transit until Buyer pays all amounts, including amounts payable hereunder, whether or not then due, which are owing to it by Buyer. Buyer shall in any event remain liable for all unpaid accounts.
9. **Cancellation; Etc.** Orders are not subject to rescheduling or cancellation unless Buyer indemnifies Omron against all related costs or expenses.
10. **Force Majeure.** Omron shall not be liable for any delay or failure in delivery resulting from causes beyond its control, including earthquakes, fires, floods, strikes or other labor disputes, shortage of labor or materials, accidents to machinery, acts of sabotage, riots, delay in or lack of transportation or the requirements of any government authority.
11. **Shipping; Delivery.** Unless otherwise expressly agreed in writing by Omron:
 - a. Shipments shall be by a carrier selected by Omron; Omron will not drop ship except in "break down" situations.
 - b. Such carrier shall act as the agent of Buyer and delivery to such carrier shall constitute delivery to Buyer;
 - c. All sales and shipments of Products shall be FOB shipping point (unless otherwise stated in writing by Omron), at which point title and risk of loss shall pass from Omron to Buyer; provided that Omron shall retain a security interest in the Products until the full purchase price is paid;
 - d. Delivery and shipping dates are estimates only; and
 - e. Omron will package Products as it deems proper for protection against normal handling and extra charges apply to special conditions.
12. **Claims.** Any claim by Buyer against Omron for shortage or damage to the Products occurring before delivery to the carrier must be presented in writing to Omron within 30 days of receipt of shipment and include the original transportation bill signed by the carrier noting that the carrier received the Products from Omron in the condition claimed.
13. **Warranties.** (a) **Exclusive Warranty.** Omron's exclusive warranty is that the Products will be free from defects in materials and workmanship for a period of twelve months from the date of sale by Omron (or such other period expressed in writing by Omron). Omron disclaims all other warranties, express or implied. (b) **Limitations.** OMRON MAKES NO WARRANTY OR REPRESENTATION, EXPRESS OR IMPLIED, ABOUT NON-INFRINGEMENT, MERCHANTABILITY OR FITNESS FOR A PARTICULAR PURPOSE OF THE PRODUCTS. BUYER ACKNOWLEDGES THAT IT ALONE HAS DETERMINED THAT THE PRODUCTS WILL SUITABLY MEET THE REQUIREMENTS OF THEIR INTENDED USE. Omron further disclaims all warranties and responsibility of any type for claims or expenses based on infringement by the Products or otherwise of any intellectual property right. (c) **Buyer Remedy.** Omron's sole obligation hereunder shall be, at Omron's election, to (i) replace (in the form originally shipped with Buyer responsible for labor charges for removal or replacement thereof) the non-complying Product, (ii) repair the non-complying Product, or (iii) repay or credit Buyer an amount equal to the purchase price of the non-complying Product; provided that in no event shall Omron be responsible for warranty, repair, indemnity or any other claims or expenses regarding the Products unless Omron's analysis confirms that the Products were properly handled, stored, installed and maintained and not subject to contamination, abuse, misuse or inappropriate modification. Return of any Products by Buyer must be approved in writing by Omron before shipment. Omron Companies shall not be liable for the suitability or unsuitability or the results from the use of Products in combination with any electrical or electronic components, circuits, system assemblies or any other materials or substances or environments. Any advice, recommendations or information given orally or in writing, are not to be construed as an amendment or addition to the above warranty. See <http://www.omron247.com> or contact your Omron representative for published information.
14. **Limitation on Liability; Etc.** OMRON COMPANIES SHALL NOT BE LIABLE FOR SPECIAL, INDIRECT, INCIDENTAL, OR CONSEQUENTIAL DAMAGES, LOSS OF PROFITS OR PRODUCTION OR COMMERCIAL LOSS IN ANY WAY CONNECTED WITH THE PRODUCTS, WHETHER SUCH CLAIM IS BASED IN CONTRACT, WARRANTY, NEGLIGENCE OR STRICT LIABILITY. Further, in no event shall liability of Omron Companies exceed the individual price of the Product on which liability is asserted.
15. **Indemnities.** Buyer shall indemnify and hold harmless Omron Companies and their employees from and against all liabilities, losses, claims, costs and expenses (including attorney's fees and expenses) related to any claim, investigation, litigation or proceeding (whether or not Omron is a party) which arises or is alleged to arise from Buyer's acts or omissions under these Terms or in any way with respect to the Products. Without limiting the foregoing, Buyer (at its own expense) shall indemnify and hold harmless Omron and defend or settle any action brought against such Companies to the extent based on a claim that any Product made to Buyer specifications infringed intellectual property rights of another party.
16. **Property; Confidentiality.** Any intellectual property in the Products is the exclusive property of Omron Companies and Buyer shall not attempt to duplicate it in any way without the written permission of Omron. Notwithstanding any charges to Buyer for engineering or tooling, all engineering and tooling shall remain the exclusive property of Omron. All information and materials supplied by Omron to Buyer relating to the Products are confidential and proprietary, and Buyer shall limit distribution thereof to its trusted employees and strictly prevent disclosure to any third party.
17. **Export Controls.** Buyer shall comply with all applicable laws, regulations and licenses regarding (i) export of products or information; (ii) sale of products to "forbidden" or other proscribed persons; and (iii) disclosure to non-citizens of regulated technology or information.
18. **Miscellaneous.** (a) **Waiver.** No failure or delay by Omron in exercising any right and no course of dealing between Buyer and Omron shall operate as a waiver of rights by Omron. (b) **Assignment.** Buyer may not assign its rights hereunder without Omron's written consent. (c) **Law.** These Terms are governed by the law of the jurisdiction of the home office of the Omron company from which Buyer is purchasing the Products (without regard to conflict of law principles). (d) **Amendment.** These Terms constitute the entire agreement between Buyer and Omron relating to the Products, and no provision may be changed or waived unless in writing signed by the parties. (e) **Severability.** If any provision hereof is rendered ineffective or invalid, such provision shall not invalidate any other provision. (f) **Setoff.** Buyer shall have no right to set off any amounts against the amount owing in respect of this invoice. (g) **Definitions.** As used herein, "including" means "including without limitation"; and "Omron Companies" (or similar words) mean Omron Corporation and any direct or indirect subsidiary or affiliate thereof.

Certain Precautions on Specifications and Use

1. **Suitability of Use.** Omron Companies shall not be responsible for conformity with any standards, codes or regulations which apply to the combination of the Product in the Buyer's application or use of the Product. At Buyer's request, Omron will provide applicable third party certification documents identifying ratings and limitations of use which apply to the Product. This information by itself is not sufficient for a complete determination of the suitability of the Product in combination with the end product, machine, system, or other application or use. Buyer shall be solely responsible for determining appropriateness of the particular Product with respect to Buyer's application, product or system. Buyer shall take application responsibility in all cases but the following is a non-exhaustive list of applications for which particular attention must be given: (i) Outdoor use, uses involving potential chemical contamination or electrical interference, or conditions or uses not described in this document. (ii) Use in consumer products or any use in significant quantities. (iii) Energy control systems, combustion systems, railroad systems, aviation systems, medical equipment, amusement machines, vehicles, safety equipment, and installations subject to separate industry or government regulations. (iv) Systems, machines and equipment that could present a risk to life or property. Please know and observe all prohibitions of use applicable to this Product. NEVER USE THE PRODUCT FOR AN APPLICATION INVOLVING SERIOUS RISK TO LIFE OR PROPERTY OR IN LARGE QUANTITIES WITHOUT ENSURING THAT THE SYSTEM AS A WHOLE HAS BEEN DESIGNED TO ADDRESS THE RISKS, AND THAT THE OMRON'S PRODUCT IS PROPERLY RATED AND INSTALLED FOR THE INTENDED USE WITHIN THE OVERALL EQUIPMENT OR SYSTEM.
2. **Programmable Products.** Omron Companies shall not be responsible for the user's programming of a programmable Product, or any consequence thereof.
3. **Performance Data.** Data presented in Omron Company websites, catalogs and other materials is provided as a guide for the user in determining suitability and does not constitute a warranty. It may represent the result of Omron's test conditions, and the user must correlate it to actual application requirements. Actual performance is subject to the Omron's Warranty and Limitations of Liability.
4. **Change in Specifications.** Product specifications and accessories may be changed at any time based on improvements and other reasons. It is our practice to change part numbers when published ratings or features are changed, or when significant construction changes are made. However, some specifications of the Product may be changed without any notice. When in doubt, special part numbers may be assigned to fix or establish key specifications for your application. Please consult with your Omron's representative at any time to confirm actual specifications of purchased Product.
5. **Errors and Omissions.** Information presented by Omron Companies has been checked and is believed to be accurate; however, no responsibility is assumed for clerical, typographical or proofreading errors or omissions.

OMRON AUTOMATION AND SAFETY • THE AMERICAS HEADQUARTERS • Chicago, IL USA • 847.843.7900 • 800.556.6766 • www.omron247.com

OMRON CANADA, INC. • HEAD OFFICE

Toronto, ON, Canada • 416.286.6465 • 866.986.6766 • www.omron247.com

OMRON ELECTRONICS DE MEXICO • HEAD OFFICE

México DF • 52.55.59.01.43.00 • 01-800-226-6766 • mela@omron.com

OMRON ELECTRONICS DE MEXICO • SALES OFFICE

Apodaca, N.L. • 52.81.11.56.99.20 • 01-800-226-6766 • mela@omron.com

OMRON ELETRÔNICA DO BRASIL LTDA • HEAD OFFICE

São Paulo, SP, Brasil • 55.11.2101.6300 • www.omron.com.br

OMRON ARGENTINA • SALES OFFICE

Cono Sur • 54.11.4783.5300

OMRON CHILE • SALES OFFICE

Santiago • 56.9.9917.3920

OTHER OMRON LATIN AMERICA SALES

54.11.4783.5300

OMRON EUROPE B.V. • Wegalaan 67-69, NL-2132 JD, Hoofddorp, The Netherlands. • +31 (0) 23 568 13 00 • www.industrial.omron.eu

Authorized Distributor:

Automation Control Systems

- Machine Automation Controllers (MAC) • Programmable Controllers (PLC)
- Operator interfaces (HMI) • Distributed I/O • Software

Drives & Motion Controls

- Servo & AC Drives • Motion Controllers & Encoders

Temperature & Process Controllers

- Single and Multi-loop Controllers

Sensors & Vision

- Proximity Sensors • Photoelectric Sensors • Fiber-Optic Sensors
- Amplified Photomicrosensors • Measurement Sensors
- Ultrasonic Sensors • Vision Sensors

Industrial Components

- RFID/Code Readers • Relays • Pushbuttons & Indicators
- Limit and Basic Switches • Timers • Counters • Metering Devices
- Power Supplies

Safety

- Laser Scanners • Safety Mats • Edges and Bumpers • Programmable Safety Controllers • Light Curtains • Safety Relays • Safety Interlock Switches